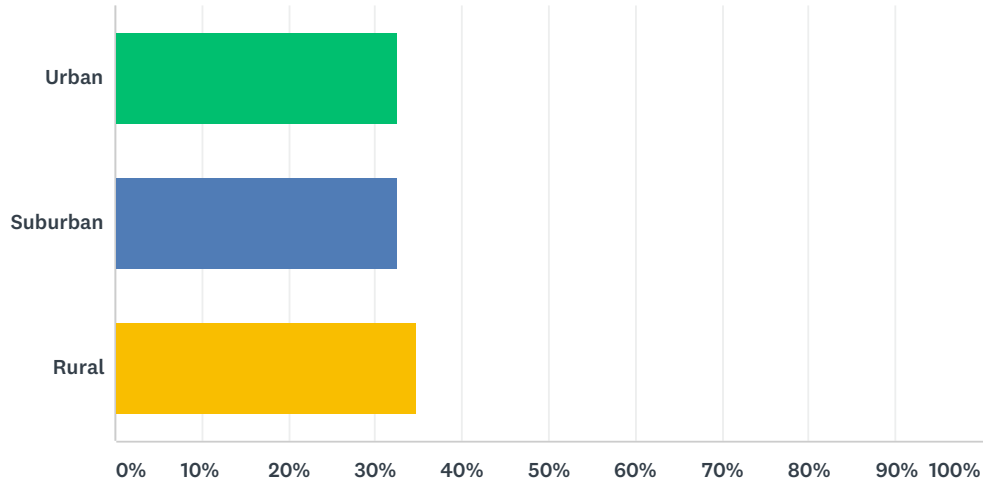


Q1 Choose your local association demographic

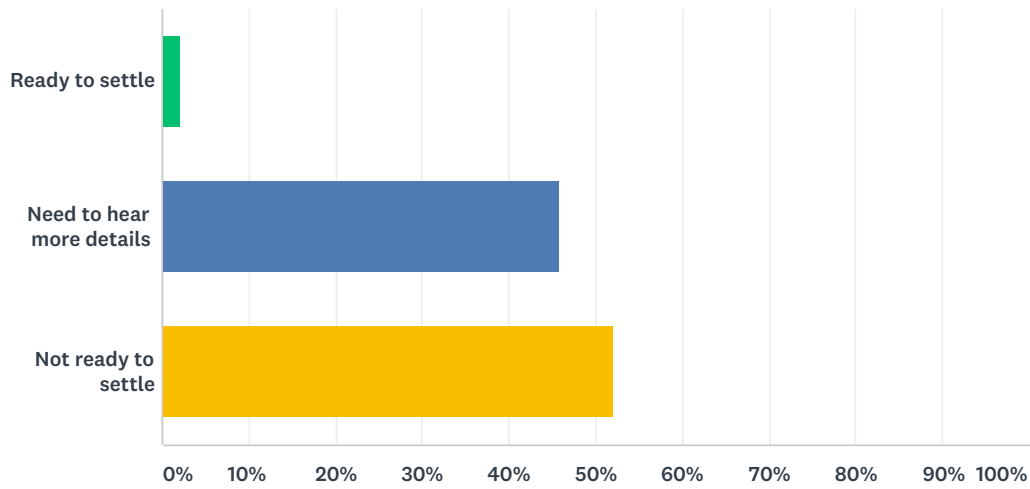
Answered: 49 Skipped: 0



ANSWER CHOICES	RESPONSES	
Urban	32.65%	16
Suburban	32.65%	16
Rural	34.69%	17
TOTAL		49

Q2 Based on your conversations, where do you sense the overall direction of the #RedforEd movement?

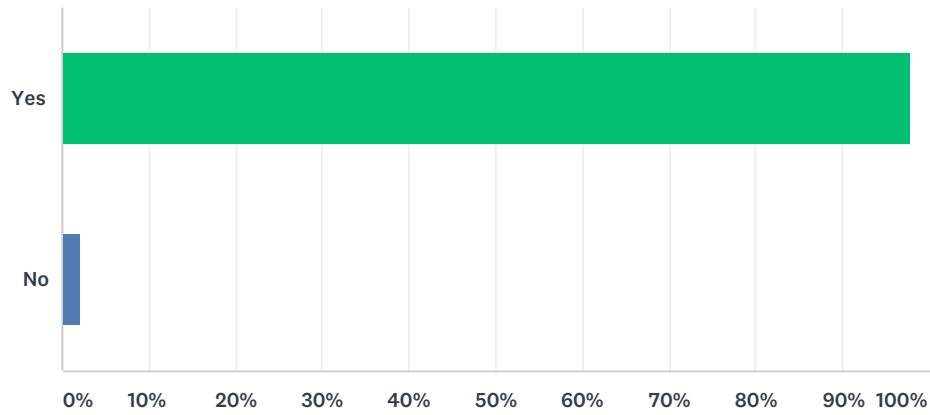
Answered: 48 Skipped: 1



ANSWER CHOICES	RESPONSES
Ready to settle	2.08% 1
Need to hear more details	45.83% 22
Not ready to settle	52.08% 25
TOTAL	48

Q3 Based on your conversations, do people see the #RedforEd movement as a reason the Governor moved from a 1% raise to a 9% raise this year?

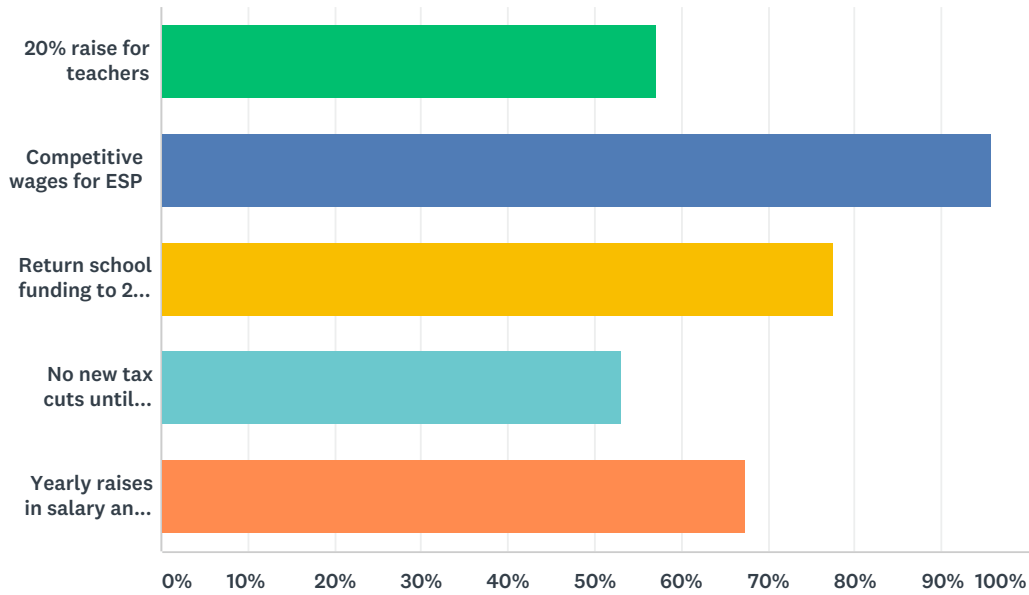
Answered: 49 Skipped: 0



ANSWER CHOICES	RESPONSES	
Yes	97.96%	48
No	2.04%	1
TOTAL		49

Q4 Based on your conversations, which of the demands are people saying still needs to be met? (Check all that apply)

Answered: 49 Skipped: 0



ANSWER CHOICES	RESPONSES	
20% raise for teachers	57.14%	28
Competitive wages for ESP	95.92%	47
Return school funding to 2008 levels	77.55%	38
No new tax cuts until Arizona is at national per-pupil funding average	53.06%	26
Yearly raises in salary and wages	67.35%	33
Total Respondents: 49		